

Learning Objective
 Name three-digit numbers represented by block models.

Activity Description
 Game (up to 5 players): Students use a Bingo format to match three-digit numbers to pictures of block models.

Materials
 Markers
 Activity Sheet 1-4a (1 page)
 Activity Sheet 1-4b (5 pages)

Activity 1-4 THREE-DIGIT BINGO

Procedures

Set-up: Place number cards in a bag. Give each student a Bingo board (Activity Sheet 1-4b). You may want to laminate the Bingo boards so students can mark on them with markers and the marks can be easily erased when the boards are reused.

1. Draw a number card at random. Read the number aloud and show the number card to players. Players with the block representation of that number draw a large "X" across the corresponding block model on their Bingo boards. You can use tokens, instead, if the boards aren't laminated.
2. Repeat step 1 until one player fills his board with "X's." That player says, "Bingo!" Check that player's Bingo board against the number cards you have selected to be sure the matches are correct. If they are, that player wins the game.
3. Play the game as many times as desired, switching Bingo boards at the beginning of each game.

Evidence of Learning for Activity 1-4

The student matches two-digit numbers with the correct block representation.

Directions: Pick a card and write the number.

159	206	300	419
555	671	728	830
957	185	226	349
463	512	666	743
844	954	111	500



















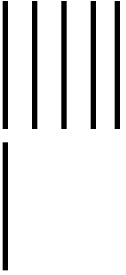





Name: _____

Directions: Draw a card and write the number.

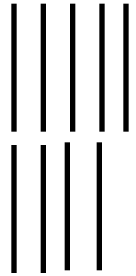























Hundreds	Tens	Ones	Hundreds	Tens	Ones

Name _____

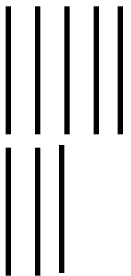


















Give each player a Bingo board.

Hundreds 	Tens 	Ones 	Hundreds 	Tens 	Ones 
Hundreds 	Tens 	Ones 	Hundreds 	Tens 	Ones 
Hundreds 	Tens 	Ones 	Hundreds 	Tens 	Ones 
Hundreds 	Tens 	Ones 	Hundreds 	Tens 	Ones 

Name _____

Hundreds	Tens	Ones	Hundreds	Tens	Ones
					
					
					
					










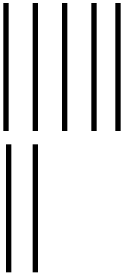












Name _____

Hundreds	Tens	Ones	Hundreds	Tens	Ones
					
					
					
					

Name _____

Hundreds	Tens	Ones	Hundreds	Tens	Ones

Name _____

Hundreds	Tens	Ones	Hundreds	Tens	Ones
					
					
					
					

Directions: Print. Cut out each number card.

159

206

300

419

555

671

728

830

957

185

226

349

463

512

666

743

844

954

111

500