

In your Grade 3 Everyday Mathematics Teacher's Guide (copyright date 2007), place these removable stickers on page....

p.2 p.2 p.23 p.37 p.42 p.51 p.61 p.73 p.88 p.88

Use Digi-Block Use Digi-Block Use Digi-Block Use Digi-Block Use Digi-Block Use Digi-Block Use Digi-Block Use Digi-Block Use Digi-Block Use Digi-Block



Full Activity A:
Place Blocks on number lines to create bar graphs.

See page DB-1



Full Activity B:
Use packed Blocks to add and subtract 1s, 10s, and 100s.

See page DB-5



Use packed Blocks to see patterns counting forward and back.

See page DB-9



Place Blocks on number lines to analyze data.

See page DB-10




Set up different configurations of Blocks to represent equivalent numbers.

See page DB-11



Count on by adding in packed Blocks to find differences.

See page DB-12



Use packed Blocks to compute change (money).

See page DB-14



Model Frames and Arrows and concretely with Blocks on the number line.

See page DB-16



Full Activity A:
Use Blocks to concretely see patterns in similar problems.

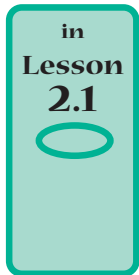
See page DB-17



Full Activity B:
Use Blocks to support or prove mathematical reasoning.

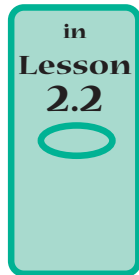
See page DB-21

Use Digi-Block Use Digi-Block Use Digi-Block Use Digi-Block Use Digi-Block Use Digi-Block Use Digi-Block Use Digi-Block Use Digi-Block Use Digi-Block



Model fact families with Blocks and holders.

See page DB-25



Model fact extension problems with packed Blocks.

See page DB-27



Concretely model and prove "What's My Rule?" situations.

See page DB-28



Compare collections of packed Blocks.

See page DB-29




Combine sets of packed Blocks to see partial sums in each place.

See page DB-30



Full Activity A:
Find factors for products 1-50 using single Blocks on an array platform.

See page DB-33



Configure arrays to find factors with single Blocks on an array platform.

See page DB-37



Model multiplication and division stories with Blocks on array platforms.

See page DB-38



Use Blocks on array platforms to find factors.

See page DB-40










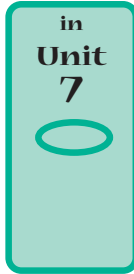


Full Activity A:
Regroup Blocks to see equivalent representations.











See page DB-43

p. 100 p. 106 p. 112 p. 129 p. 135 p. 228 p. 248 p. 260 p. 283 p. 304

continued...
STK-0453_revB p. 1

In your Grade 3 Everday Mathematics Teacher's Guide (copyright date 2007), place these removable stickers on page....

p.304	p.318	p.323	p.352	p.358	p.374	p.562	p.562	p.606	p.612
Use Digi-Block	Use Digi-Block	Use Digi-Block	Use Digi-Block	Use Digi-Block	Use Digi-Block	Use Digi-Block	Use Digi-Block	Use Digi-Block	Use Digi-Block
									
<i>Full Activity B:</i> Model decimals with Digi-Block Decimal Blocks.	Visualize proportional growth of the Blocks to predict larger numbers.	Visualize proportional growth of the Blocks to compare larger numbers.	Model dollars and cents with whole number and Decimal Blocks.	Represent decimals with Decimal Blocks.	Extend visualization of Decimal Blocks to thousandths.	<i>Full Activity A:</i> Model multiplication by tens to observe the digit shift.	<i>Full Activity B:</i> Model equal-sharing and equal grouping division.	Use Blocks to represent multiplication and division by multiples of 10, 100, 1000.	Use packed Blocks to see multiplication and division fact extentions.
See page DB-47	See page DB-51	See page DB-53	See page DB-54	See page DB-56	See page DB-57	See page DB-59	See page DB-63	See page DB-67	See page DB-69

Use Digi-Block	Use Digi-Block	Use Digi-Block	Use Digi-Block	Use Digi-Block	Use Digi-Block	Use Digi-Block	Use Digi-Block	Use Digi-Block	Use Digi-Block
									
Use the shift to multiply multiples of ten.	<i>Full Activity A:</i> Model multiplication with packed Blocks to see partial products.	<i>Full Activity B:</i> Use the shift to multiply 2-digit numbers.	Find partial products in arrays.	Use packed Blocks to see partial products.	Use the shift to multiply 2-digit numbers.				
See page DB-70	See page DB-73	See page DB-77	See page DB-81	See page DB-83	See page DB-85				

p.618 p.698 p.698 p.724 p.730 p.772